




6820K17

2 HP ELECTRIC PORTABLE



Low Speed Motor w/ Reset



Oversized Pump Crankcase



Aftercooler w/ Cold Start Valve

SPECIFICATIONS

| | |
|-------------------------|------------------------|
| HORSEPOWER | 2 HP |
| MOTOR RPM | 1740 |
| VOLTAGE | 115/230 (Dual Voltage) |
| CFM DELIVERED @ 90 PSI | 8.8 CFM |
| CFM DISPLACED | 12.5 CFM |
| TANK CAPACITY | 9 GALLONS |
| FACTORY SETTINGS | 105-135 PSI |
| PUMP-UP / RECOVERY TIME | 1:14 / :18 |
| SHIPPING WEIGHT | 180 LB |
| DIMENSIONS (LxWxH) | 46"x19"x28" |
| PHASE | SINGLE |
| THERMAL PROTECTION | MANUAL |
| AMP DRAW (RUNNING) | 22.0 |
| DUTY CYCLE % | 100% |